


Commonwealth of Virginia

Department of Behavioral Health and
Developmental Services

Annual Financial Report Fiscal Year 2015



Jack Barber
Interim Commissioner

Written and Published by the
Division of Finance and Administration
Office of Budget and Financial Reporting

TRANSMITTAL LETTER***TO USERS AND READERS OF OUR FINANCIAL STATEMENTS***

We are pleased to provide the Annual Financial Report for the Virginia Department of Behavioral Health and Developmental Services (the "Department") for the fiscal year ended June 30, 2015. This report contains informative financial and statistical data about the Department, which includes the Central Office, fifteen (15) state operated facilities, and funding for forty (40) community services boards. This report is also available on the Department's web page at www.DBHDS.virginia.gov.

Since 1987, the Department has produced annual financial statements in accordance with generally accepted accounting principles (GAAP). The financial statements for the fiscal year ended June 30, 2015 are presented in accordance with the enterprise fund model as required by Governmental Accounting Standards Board (GASB) Statement Number 34, "***Basic Financial Statements – and Management Discussion and Analysis – for State and Local Governments***". The use of GAAP requires use of estimates and accruals to match revenues in the period earned and expenses in the period incurred. This Annual Financial Report represents the Department's commitment to the accurate and transparent financial reporting of its activities.

Jack Barber
Interim Commissioner

Don Darr
Assistant Commissioner,
Finance and Administration

January 18, 2016

TABLE OF CONTENTS

State Board Members and Senior Management Team.....	4
Budget Highlights.....	5-7
System Characteristics of the Department.....	8-12
Community Services Boards.....	13
State Facilities.....	13-15
State Facility Statistics.....	16
Employment Levels.....	17
Financial Statements.....	18-22
Notes to Financial Statements.....	23-31
Schedule of Expenditures of Federal Awards.....	32
Chronological History of the Department.....	33-38
Acknowledgements.....	39

Terry McAuliffe

Governor, Commonwealth of Virginia

William A. Hazel, Jr., M.D.

Secretary of Health and Human Resources

Jack Barber

Interim Commissioner

STATE BOARD MEMBERS (2014-2015)

Sandra Price-Stroble
Harrisonburg, VA

Gretta Doering
Winchester, VA

Sandra Hermann
Virginia Beach, VA

Thomas Kirkup
Henrico, VA

Paula Mitchell
Roanoke, VA

Calendia Jones
Chesterfield, VA

Anthony Soltys
Hampton, VA

James S. Reinhard
Salem, VA

Amelia Ross-Hammond
Virginia Beach, VA

SENIOR MANAGEMENT TEAM (June 2015)

Connie Cochran

Assistant Commissioner,
Developmental Services

Michael Schaefer

Assistant Commissioner
Forensic Services

Don Darr

Assistant Commissioner,
Finance, Administration and
Information Technology Services

Dee Keenan

Assistant Commissioner,
Quality Management & Development

Daniel Herr

Assistant Commissioner,
Behavioral Health Services

Budgetary Highlights

BUDGETARY HIGHLIGHTS

OPERATING BUDGET

The Department's budget consists of the following sources of funds:

Budget (in Millions)	2015	2014
State General Fund Dollars	\$ 670.5	\$ 623.3
Special Revenue Funds	253.4	303.1
Federal Funds	78	72.8
Final Operating Appropriation	\$ 1,001.9	\$ 999.2

State General Fund dollars consist of the appropriation of general tax revenues from the Commonwealth of Virginia. These funds subsidize the Department's fifteen inpatient facilities, finance the majority of the Central Office oversight functions, and fund community programs operated by Virginia's community services boards and private not-for-profit organizations.

Special Revenue Funds are derived predominantly from the collection of fees related to the provision of services in the Department's inpatient facilities. These revenues consist of Medicaid reimbursement, Medicare reimbursement, private insurance reimbursement, private payments and Federal entitlement programs.

Federal funds consist of numerous grants from the Federal government. The majority of the Department's federal subsidies consist of the Substance Abuse Prevention Treatment (SAPT) Block Grant and the Community Mental Health Services (CMHS) Block Grant. These grants are passed through to community programs by the Department's Office of Finance and Grants Management. With the exception of the National School Lunch, National School Breakfast, Education of Handicapped Children, and the Virginia Department of Agriculture and Consumer Services Federal Food Distribution Program, all grants are passed through to community programs. A small percentage of federal funds are retained in the central office in order to cover the cost of federal grants administration. Those not passed through are administered by some of the Department's fifteen inpatient facilities.

Of the Department's operating budget of \$1,001.9 million, \$984.6 million was expended. On a budgetary basis of accounting whereby expenses are recognized when paid as opposed to incurred, the Department expended its appropriated resources for the following programs during fiscal years 2015 and 2014 (in millions):

Budgetary Expenditures (In Millions)	2015	2014
State Health Services	\$ 326.6	\$ 349.4
Financial Assistance for Health Services (CSB funding)	355.7	337.1
Administration and Support Services	241.0	206.5
Secure Confinement	31.2	24.7
Pharmacy	23.0	20.8
Other Programs	7.1	21.7
Total Budgetary Expenditures	\$ 984.6	\$ 960.2

The overall budgetary expenditures remained stable from fiscal year 2014 to 2015.

CAPITAL ASSETS AND CAPITAL OUTLAY BUDGET

The Department's net capital assets (net of accumulated depreciation) totaled \$408.2 million. This amount represents an increase of \$4.9 million or 1.2% from the previous fiscal year. The information below details the composition of the Department's capital assets (in millions):

	<u>2015</u>	<u>2014</u>
Land	\$ 20.6	\$ 18.5
Infrastructure	20.2	13.8
Equipment	48.3	52.3
Buildings	511.0	388.2
Construction in Progress	50.0	167.8
Accumulated Depreciation	<u>(241.8)</u>	<u>(237.3)</u>
Net Capital Assets	\$ 408.2	\$ 403.3

A capital outlay budget is appropriated to the Department on an annual basis. During a budget biennium (2 year cycle) capital appropriations may be brought forward with the approval of the Department of Planning and Budget. The capital budget is intended to provide capital maintenance, needed modifications to building structures, improvements to facility boiler operations, life safety code modifications, and funds for specific construction projects. For fiscal year 2015 the Department's capital outlay budget was \$38.3 million of which \$14.9 million was expended. The capital outlay budget decreased 36.7% from the prior year and expenditures decreased by 60.1%. This decrease was primarily attributable to the completion of the new Western State Hospital in fiscal year 2014.

System Characteristics

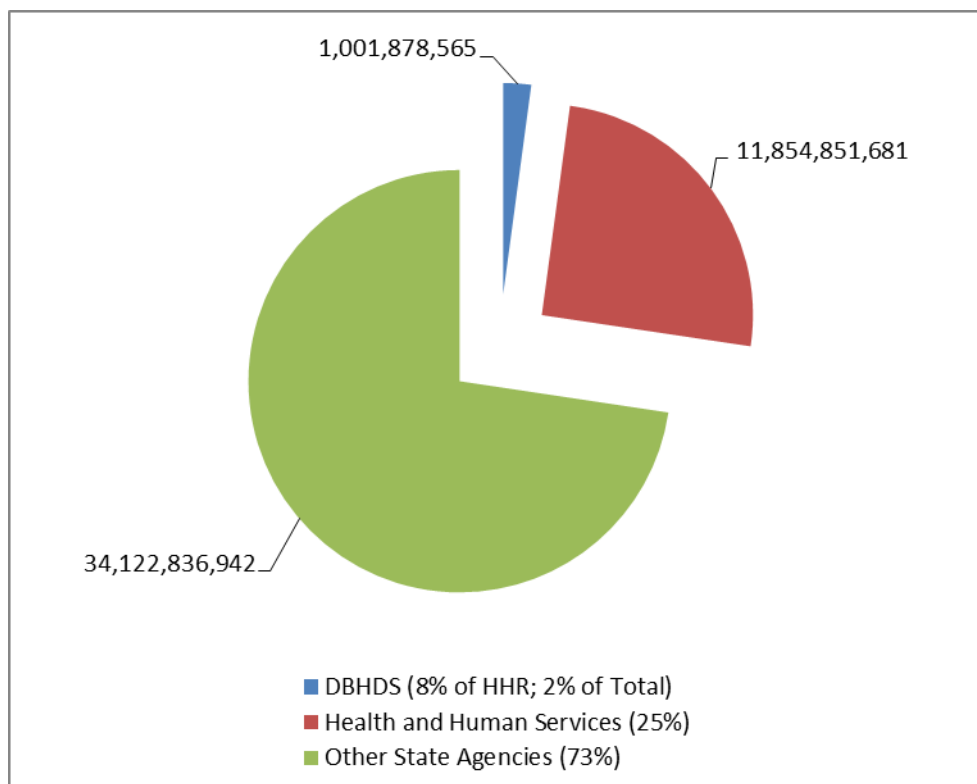
SYSTEM CHARACTERISTICS OF THE DEPARTMENT

The Virginia Department of Behavioral Health and Developmental Services (the "Department" or DBHDS) consists of nine mental health facilities, four training centers for the intellectually disabled, one medical center, a facility for sexually violent predators, and a Central Office. The Department also funds forty community services boards.

This section of the Annual Financial Report presents budgetary information and overall systems funding information for FY 2015 to provide the reader with a perspective of the size of the service delivery system in which the Department operates.

FY 2015 BUDGET

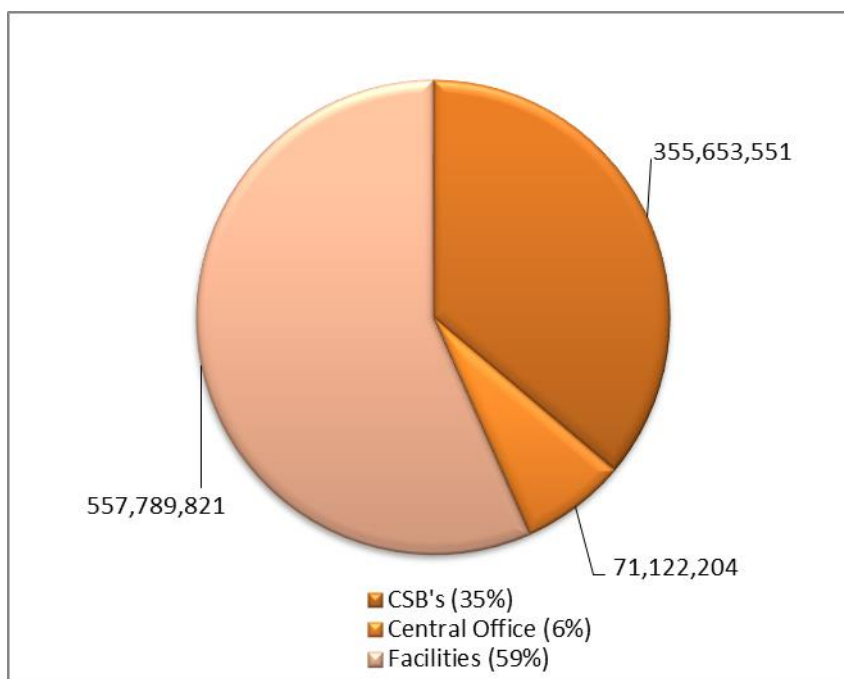
COMMONWEALTH OF VIRGINIA
\$47.0 Billion (Final Operating Appropriation)
 Per Operating Plan from DPB's PB System
 (All Funds)



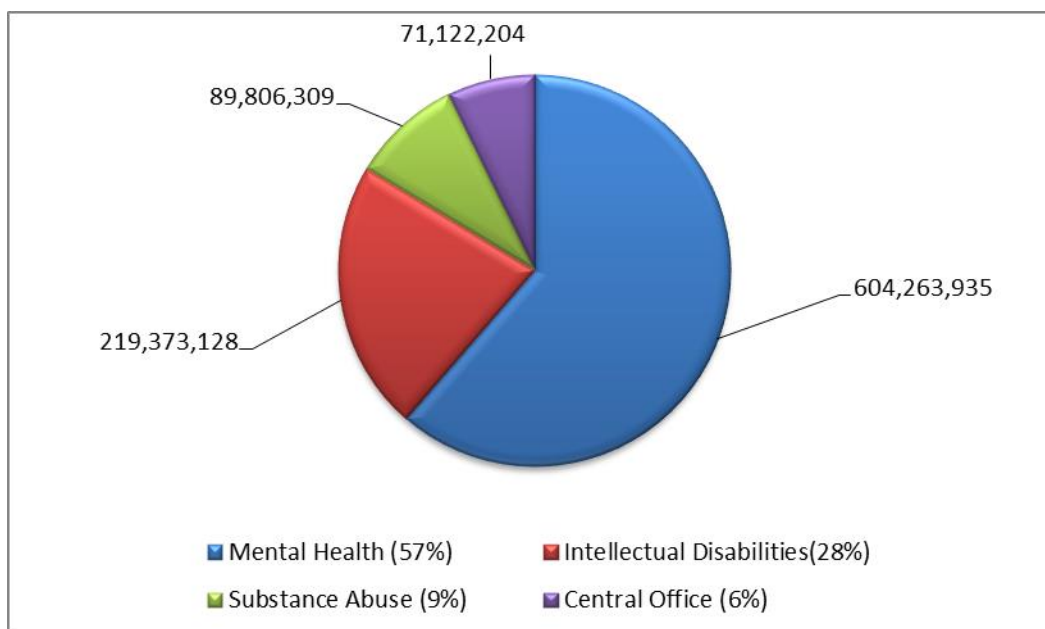
The following charts present FY 2015 final budgetary expenditures for all facilities, CSBs, and the Central Office. Also presented are expenditures by program area: Mental Health, Intellectual Disabilities, Substance Abuse, Administration and Support, and the Central Office.

FY 2015 BUDGETARY EXPENDITURES

FACILITIES, CSBs, CENTRAL OFFICE
\$984.6 Million Total Expenditures
(All Funds)



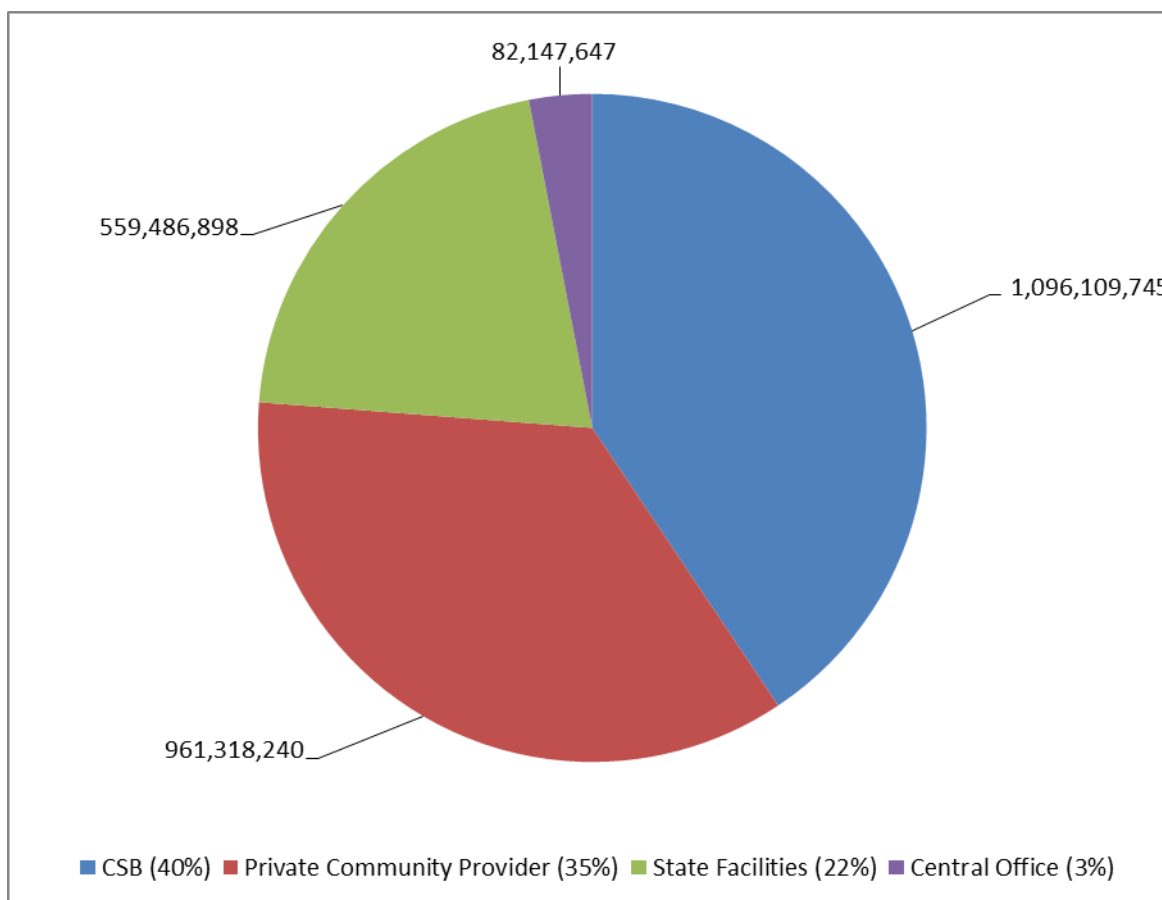
BY PROGRAM
\$984.6 Million Total Expenditures
(All Funds)



The following chart is provided to present a service systems funding overview for FY 2015 and includes total funding available for publicly funded mental health, intellectual disabilities and substance abuse services within the Commonwealth. This includes private provider participation. Total Services Systems Funding is defined as amounts for the operation of DBHDS Facilities, Central Office, CSBs, and Medicaid funds for related community services. CSB funding includes amounts provided by the federal, state, and local governments, and includes Medicaid, Medicare, and other fees.

FY 2015 – TOTAL SERVICES SYSTEMS FUNDING
CSBs, Facilities, Central Office

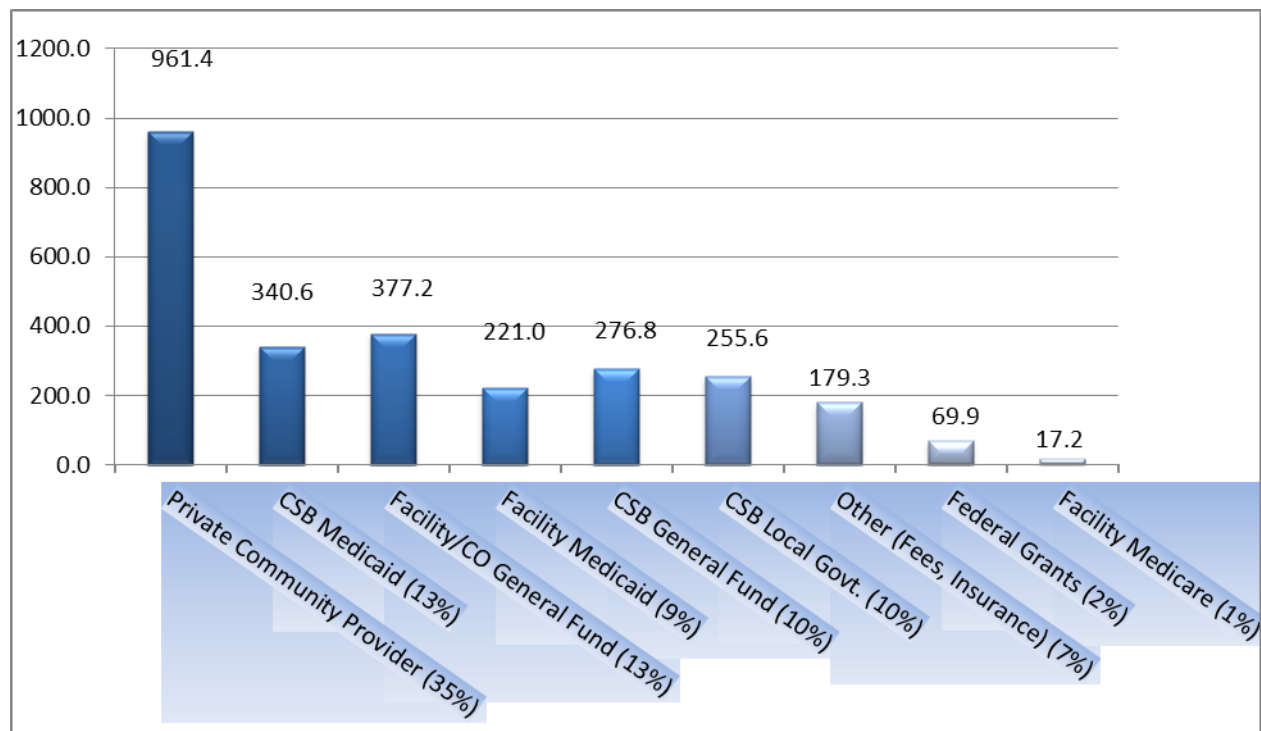
Grand Total \$2.699 Billion



The following chart presents total services systems funding for FY 2015 by funding source for Community Services Boards (CSBs), State Facilities, and the DBHDS Central Office.

***TOTAL SERVICES SYSTEM FUNDING – FY 2015
GENERAL FUND, MEDICAID SOURCES, FEDERAL, LOCAL***

GRAND TOTAL \$2.699 BILLION



Presented below is a comparison between 2014 and 2015.

Funding Source	2015 \$ Millions	2014 %	2014 \$ Millions	2014 %
Private Community Provider (35%)	961.3	36%	931.3	35%
CSB Medicaid (13%)	340.6	13%	343.9	13%
Facility/CO General Fund (13%)	377.2	14%	335.0	13%
Facility Medicaid (9%)	221.0	8%	236.8	9%
CSB General Fund (10%)	276.8	10%	263.2	10%
CSB Local Govt. (10%)	255.6	9%	252.4	10%
Other (Fees, Insurance) (7%)	179.4	7%	191.2	7%
Federal Grants (2%)	69.9	3%	65.0	2%
Facility Medicare (1%)	17.2	1%	23.2	1%
Total	2,699.0	100%	2,642.0	100%

Source: DBHDS' Office of Budget and Financial Reporting

COMMUNITY SERVICES BOARDS

Community services boards or CSBs and behavioral health authority or BHA mean the public bodies organized in accordance with the relevant provisions of Chapter 5 or 6, respectively, of Title 37.2 of the *Code of Virginia* as well as the agencies (staff) that provides direct and contracted mental health, intellectual disability, and substance abuse services to individuals with mental health or substance use disorders or intellectual disability in their localities. Listed below are the forty community services boards serving Virginia residents.

Virginia Community Services Boards

Alexandria	Highlands
Alleghany Highlands	Loudoun County
Arlington County	Middle Peninsula-Northern Neck
Blue Ridge Behavioral Healthcare	Mount Rogers
Horizon Behavioral Health	New River Valley
Chesapeake	Norfolk
Chesterfield	Northwestern
Colonial	Piedmont
Crossroads	Planning District One Behavioral Health Services
Cumberland Mountain	Portsmouth Dept. of Behavioral Healthcare Services
Danville-Pittsylvania	Prince William County
Dickenson County Behavioral Health Services	Rappahannock Area
District 19	Rappahannock-Rapidan
Eastern Shore	Region Ten
Fairfax-Falls Church	Richmond Behavioral Health Authority
Goochland-Powhatan	Rockbridge Area
Hampton-Newport News	Southside
Hanover County	Valley
Harrisonburg-Rockingham	Virginia Beach Dept. of MH/MR/SAS
Henrico Area	Western Tidewater

There are three types of CSBs, depending on their relationships with the local governments that established them. There are 28 operating CSBs and one BHA, which employ their own staff, are not city or county departments, and function independently of their local governments. There are 10 administrative policy CSBs, which use local government staff to provide services and function as local government departments (eight of these CSBs are actual city or county departments). There is one policy-advisory CSB with a local government department. Board members are appointed by the city councils and boards of supervisors that established the CSB.

CENTRAL OFFICE

The Department's Central Office has oversight responsibility for the programmatic, financial and administrative activities occurring within the state facilities and community services boards. This office promulgates and enforces policy and provides technical assistance to facilities and community services boards. The Department also licenses and regulates public and private programs and facilities. Don Darr is the Assistant Commissioner for Finance, Administration and Information Technology Services.

STATE FACILITIES

The Department operates ten inpatient mental health facilities. These mental health facilities consist of one adolescent facility, one geriatric facility, and eight adult facilities. The Department also operates four training centers for people with intellectual disabilities and one medical center. In FY 2003 the Virginia Center for Behavioral Rehabilitation began operation in order to treat sexually violent predators. Overall, the Department has more than 400 buildings. As of June 30, 2015, the Department consisted of 7,041 employees and the facility daily average patient census was 2,229. The daily average patient census for each facility is

presented below. Employee and census information are also presented for a period spanning 46 years in the charts that follow.

<u>Facility</u>	<u>Virginia's State Hospitals</u>	<u>Description</u>
Catawba Hospital Director: Walton F. Mitchell, III Facility Administrator: Charles C. Law, MHA Finance Director: Cecil Hardin, CPA		Located in Catawba, Virginia, this facility provides care to geriatric patients and short-term care to adults from nearby communities. The FY 2015 daily average patient census was 101.
Central State Hospital Director: Rebecca Vauter, Ph.D. Facility Administrator: Ann Bailey Finance Director: Bob Kaufman		Located in Petersburg, Virginia, this facility provides inpatient adult psychiatric services as well as forensic and adolescent psychiatric services. The FY 2015 daily average patient census was 207.
Eastern State Hospital Director: Frank Gallagher III Facility Administrator: Chris Bowman Finance Director: Timothy Crittenden		Located in Williamsburg, Virginia, this hospital provides adult, geriatric, acute and chronic psychiatric, behavioral and dual diagnosis to individuals with mental illness and chemical dependency. The FY 2015 daily average patient census was 275.
Commonwealth Center for Children and Adolescents Director: Jeffrey Aaron, Ph.D. Facility Administrator: Vickie Coyner Finance Director: Vickie Coyner		Located in Staunton, Virginia, this new facility provides highly specialized intensive diagnostic, evaluation and psychiatric treatment services to children between the ages of four and eighteen. The FY 2015 daily average patient census was 36.
Northern Virginia Mental Health Institute Acting Director: Tammy Peacock, Ph.D. Facility Administrator: Vacant Finance Director: John Poffenbarger		Located in Falls Church, Virginia, this facility provides acute psychiatric care. The FY 2015 daily average patient census was 119.
Piedmont Geriatric Hospital Director: Stephen M. Herrick, Ph.D. Facility Administrator: Hilton McDaniel Finance Director: Lynne Inge		Located in Burkeville, Virginia, this hospital provides care for geriatric patients. The FY 2015 daily average patient census was 115.
Southern Virginia Mental Health Institute Director: Bill Cook Facility Administrator: Robin Crews Finance Director: Wayne Peters		Located in Danville, Virginia, this facility provides short-term acute psychiatric care. The FY 2015 daily average patient census was 59.
Southwestern Virginia Mental Health Institute Director: Cynthia McClaskey, Ph.D. Facility Administrator: Amanda Currin Finance Director: Melissa Castle, CPA		Located in Marion, Virginia, this facility provides acute and long-term care for adult and geriatric patients. The FY 2015 daily average patient census was 155.
Western State Hospital Director: Mary Clare Smith, MD Facility Administrator: David Mawyer Finance Director: Jon Chapman		Located in Staunton, Virginia, this hospital provides inpatient adult psychiatric services. The FY 2015 daily average patient census was 227.

Virginia Center for Behavioral Rehabilitation

Director: Jason Wilson

Assistant Director: Stephanie Pechura

Finance Director: Lynne Inge

Located in Burkeville, Virginia, this facility was established July 1, 2003 and moved to its current location in February 2008. The purpose of VCBR is to provide treatment to individuals deemed to be sexually violent. Patients at this facility have completed their prison terms associated with sexually violent behavior and are receiving inpatient treatment for their disorders. The FY 2015 daily average patient census was 333.

Virginia's Training Centers

The Department's training centers provide residential care and training in such areas as language, self-care, independent living, socialization, academic skills and motor development. Each training center is described below.

<u>Facility</u>	<u>Description</u>
Central Virginia Training Center	

Director: Sharon Bonaventura

Facility Administrator: David Cole

Finance Director: David Cole

Located in Lynchburg, Virginia, this center provides inpatient services to residents who are severely and profoundly retarded. The FY 2015 daily average patient census was 256.

Northern Virginia Training Center

Acting Director: Joseph Rajnic

Facility Administrator: Catherine Kost, CPA

Finance Director: Catherine Kost, CPA

Located in Fairfax, Virginia, this center serves residents with moderate to profound Intellectual disabilities. The FY 2015 daily average patient census was 80.

Southeastern Virginia Training Center

Director: Angela Harvell-Moore

Facility Administrator: Brian Whitesell

Finance Director: Brian Whitesell

Located in Chesapeake, Virginia, this center serves individuals with severe to profound Intellectual disabilities. The FY 2015 daily average patient census was 72.

Southwestern Virginia Training Center

Director: Dennis Shrewsberry

Facility Administrator: Kevin Meyer

Finance Director: Lisa Patton

Located in Hillsville, Virginia, this center serves persons with severe to profound Intellectual disabilities and multiple disabilities. The FY 2015 daily average patient census was 127.

Medical Center**Hiram Davis Medical Center**

Operations Director: Brenda Buenvenida

Facility Administrator: Vacant

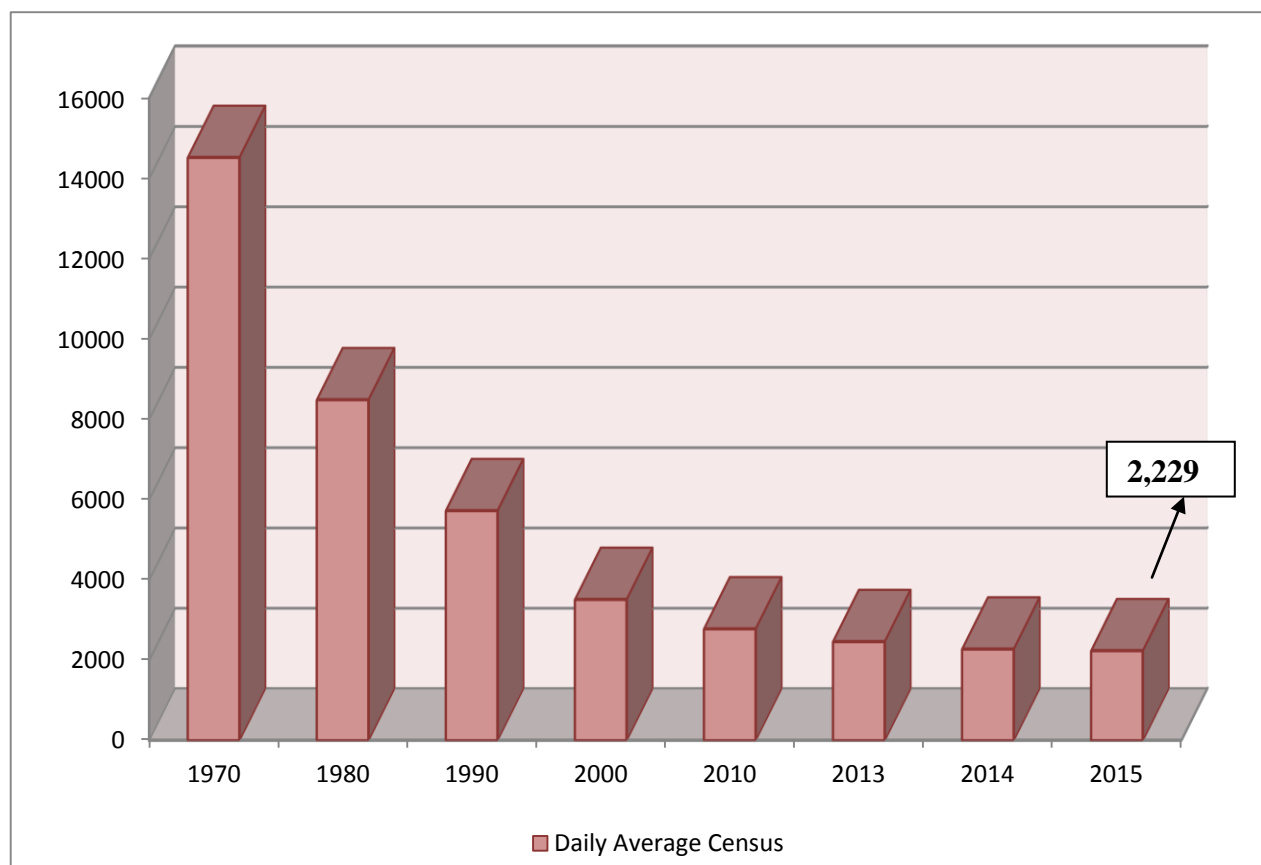
Finance Director: Bob Kaufman

Located in Petersburg, Virginia, this center serves the medical needs of patients and residents of Central State Hospital. The FY 2015 daily average patient census was 68.

STATE FACILITIES STATISTICS

The following chart presents selected patient census levels over the past 46 years. As can be noted, the Daily Average Census levels have been steadily declining since 1970 with a gradual leveling since 2000. In 1970, the Daily Average Census was 14,514 and in 2015 the Daily Average Census was 2,229.

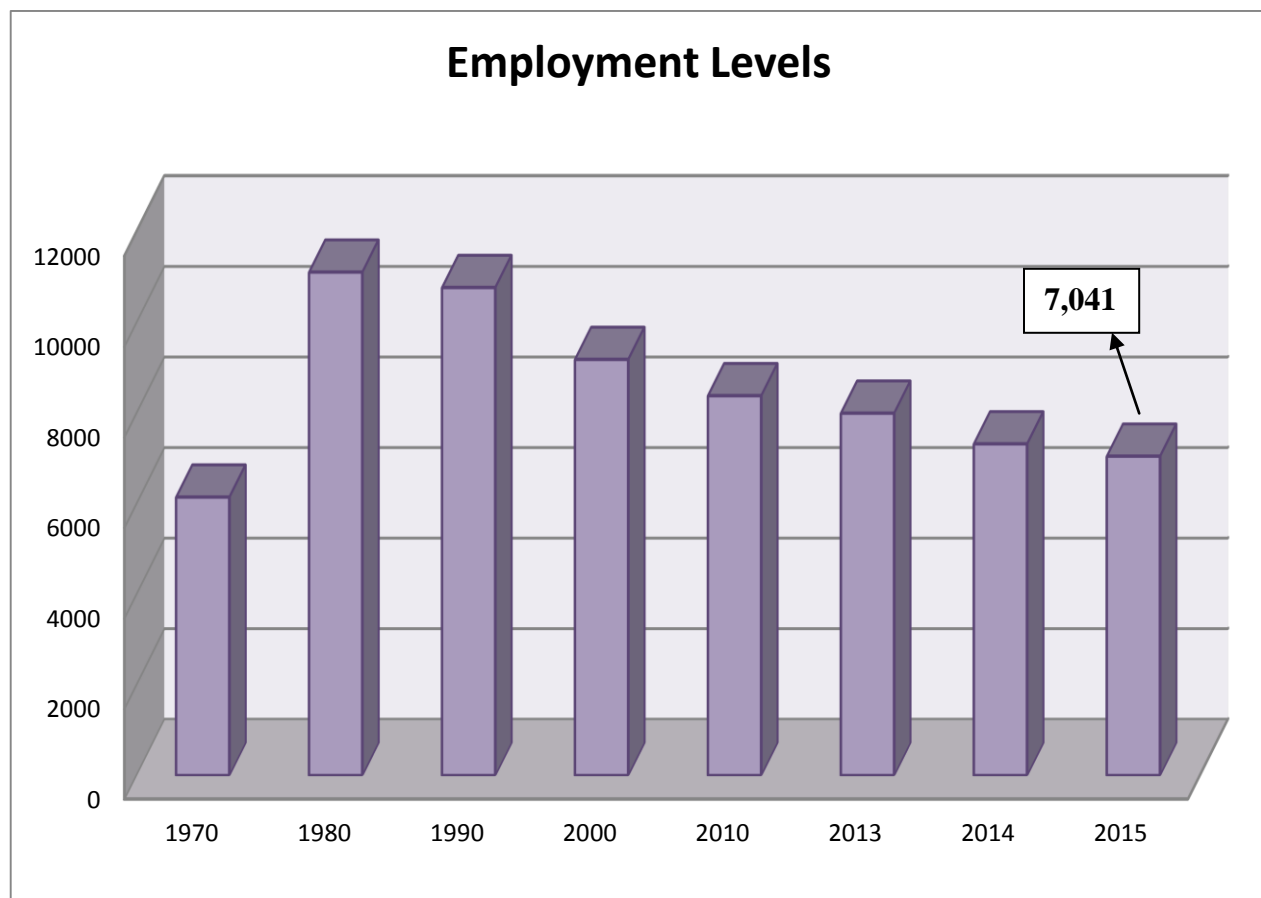
PATIENT CENSUS



Source: “Comparative Analysis-Operating Statistics and Costs” and “Ten Year Expenditure Analyses.” DBHDS Office of Budget and Financial Reporting

The following chart presents selected employment levels over the past 46 years. Employment levels have been declining since 1980. The 1980 level was 11,106 and the 2015 level was 7,041. These employment levels represent total classified employees and include all DBHDS operations including the central office.

EMPLOYMENT LEVELS



Source: DBHDS Office of Budget and Financial Reporting “Comparative Analysis-Operating Statistics and Cost” and “Ten Year Expenditure Analyses.”

Note: Employment levels presented above are employees on payroll at the end of the fiscal year. Employment levels were low in the 1970's due to the operation of fewer facilities by DBHDS. In 1970, DBHDS operated 9 facilities. In 1980 there were 17 facilities and from 1990-2003 there were 15 facilities. Since 2004 until June 30, 2014, DBHDS operated 16 facilities. With the closure of Southside Virginia Training Center, 15 facilities are currently operated.

Financial Statements

MANAGEMENT'S DISCUSSION AND ANALYSIS

(Unaudited)

For the Fiscal Year Ending June 30, 2015

This section of the annual financial report of the Department of Behavioral Health and Developmental Services (the Department) represents our discussion and analysis of the Department's financial performance during the fiscal year ended June 30, 2015. Please read and review this information in conjunction with the Department's transmittal letter at the front of this report and the Department's financial statements and note disclosures.

OVERVIEW OF FINANCIAL STATEMENTS:

The basic financial statements of the Virginia Department of Behavioral Health and Developmental Services (the Department) are presented in a proprietary fund format in accordance with the principles of an enterprise fund. Enterprise funds may be used to report any activity for which a fee is charged to external users for goods or services. There are numerous sections of the Code of Virginia that require the Department to maximize efforts to recover the costs of services rendered at our fifteen inpatient facilities. Due to this, a fee is applicable to every service provided. The Department is required by law to maximize its efforts to collect such fees from individual patients, legally liable parties, and third party coverage such as Medicaid, Medicare and private insurance.

In addition to the operation of inpatient facilities, the Department funds community programs operated by the Commonwealth's forty community services boards. Funding is also provided to a number of private not-for-profit organizations providing mental health, intellectual disabilities and substance use disorder services in a community setting. This funding consists of state general funds from the Commonwealth of Virginia and Federal grant subsidies. These financial activities, along with those attributable to capital maintenance and restricted donations, are presented in the financial statements as non-operating financial activities. The financial statements and information presented include the following:

Statement of Net Assets: This financial statement displays the Department's assets and liabilities and the difference between them (net assets). Changes in net assets (increases and decreases) represent one mechanism to measure the financial health of the Department and whether its financial position is improving or deteriorating.

The Department's net assets decreased by approximately \$4.8 million, which is 1% from \$483.4 million to \$478.5 million. There were no significant operational changes from FY 2014 to 2015.

Statement of Revenues, Expenses and Changes in Net Assets: This financial statement presents the operating results of the Department for the fiscal year ended June 30, 2015. The Department uses the accrual basis of accounting whereby revenues are recognized when earned as opposed to received and expenses are recognized when incurred as opposed to when paid.

Total revenues decreased by 5.6% to \$0.987 billion. Net Patient Service Revenue decreased by \$76.2 million largely due to the closing of Southside Virginia Training Center, census reduction of the Intellectual Disability Training Centers and geriatric services. Appropriations from the Commonwealth increased by \$47.2 million. Federal revenues increased by \$7.73 million.

**Virginia Department of Behavioral Health
and Developmental Services
Statement of Net Assets
For the Fiscal Year Ended June 30, 2015
With Comparative Figures for 2014**

	<u>2015</u>	<u>2014</u>
Assets		
Current Assets:		
Cash and Cash Equivalents (Note 2)	\$ 38,480,088	\$ 33,150,898
Investments (Note 2)	-	-
Patient Accounts Receivable (Note 3)	35,598,627	35,582,227
Cost Settlements Receivable (Note 3)	32,633,660	52,302,127
Inventories	5,761,272	5,851,894
Prepaid Assets	38,645,415	36,685,110
Total Current Assets	<u>151,119,062</u>	<u>163,572,256</u>
Noncurrent Assets		
Property, Plant and Equipment (Note 4)	408,166,956	403,258,926
Total Noncurrent Assets	<u>408,166,956</u>	<u>403,258,926</u>
Total Assets	<u>559,286,018</u>	<u>566,831,182</u>
Liabilities		
Current Liabilities:		
Accrued Payroll	26,511,188	28,431,518
Accounts Payable	6,468,790	7,306,840
Compensated Absences	1,190,408	-
Retainage Payable (Note 5)	637,639	1,493,626
Deferred Revenue	-	-
Other Liabilities	178,347	177,998
Total Current Liabilities	<u>34,986,372</u>	<u>37,409,982</u>
Noncurrent Liabilities		
Compensated Absences	28,525,731	30,802,217
Patient Resident Funds Held by Trustee	2,040,782	1,638,566
Installment Purchase Obligations (Note 16)	15,225,949	13,625,022
Total Noncurrent Liabilities	<u>45,792,462</u>	<u>46,065,805</u>
Total Liabilities	<u>80,778,834</u>	<u>83,475,787</u>
Net Assets		
Invested in Capital Assets	408,166,956	403,258,926
Unrestricted	65,145,658	80,096,469
Restricted	5,194,570	-
Total Net Assets	<u>\$ 478,507,184</u>	<u>\$ 483,355,395</u>
Total Liabilities and Net Assets	<u>\$ 559,286,018</u>	<u>\$ 566,831,182</u>

**Virginia Department of Behavioral Health
and Developmental Services**
Statement of Revenues, Expenses and Changes in Net Assets
For the Fiscal Year Ended June 30, 2015
With Comparative Figures for 2014

	<u>2015</u>	<u>2014</u>
Operating Revenues		
Net Patient Service Revenue (Note 9)	\$ 226,963,376	\$ 303,196,608
Other Operating Revenue	1,254,674	882,166
Total Operating Revenue	<u>228,218,050</u>	<u>304,078,774</u>
Expenses		
State Health Services (Note 17)	252,967,553	364,328,511
Administration and Support Services (Note 17)	288,933,354	185,842,262
Secure Confinement (Note 17)	31,577,015	24,954,724
Pharmacy Services (Note 17)	20,801,690	22,068,287
Depreciation Expense	13,869,229	11,624,712
Instruction (Note 17)	4,522,699	6,493,764
Regulation of Public Facilities (Note 17)	3,670,282	2,571,648
Loss on Disposal of Equipment	5,067,317	1,399,572
Total Operating Expenses	<u>621,409,139</u>	<u>619,283,480</u>
Operating Income(Loss)	<u>(393,191,089)</u>	<u>(315,204,706)</u>
Nonoperating Income (Loss)		
Appropriations from the Commonwealth (Note 8)	670,451,989	623,288,396
Federal Grant Revenues	75,582,473	67,849,979
Restricted Donations	313,577	8,209,184
Gain on Disposal of Equipment	-	-
Surplus Property Sales	70,301	152,350
Insurance Recovery Proceeds	84,651	38,018
Interest Income	135	318
Financial Assistance for Health Services (Note 17)	(355,486,627)	(337,603,130)
Write Up of Property and Equipment	-	48,889,456
Capital Outlay Expenses	(13,595,183)	(11,091,041)
Other Nonoperating Expenses	(97,649)	(10,961,986)
Total Nonoperating Income(Loss)	<u>377,323,667</u>	<u>388,771,544</u>
Income(Loss) Before Contributions and Transfers	<u>(15,867,422)</u>	<u>73,566,838</u>
Capital Revenue Bond Proceeds	12,014,391	41,233,697
Property Sales and Rentals	-	-
Reversions to the Commonwealth	(11,267,057)	(43,692,886)
Net Operating Transfers	<u>10,271,877</u>	<u>674,286</u>
Change in Net Assets	(4,848,211)	71,781,935
Net Assets, Beginning of Year	483,355,395	411,573,460
Net Assets, End of Year	<u><u>\$ 478,507,184</u></u>	<u><u>\$ 483,355,395</u></u>

**Virginia Department of Behavioral Health
and Developmental Services
Statement of Cash Flows
For the Fiscal Year Ended June 30, 2015**

Cash Flows from Operating Activities:

Receipts from Patient Services	\$ 252,187,398
Other Operating Receipts	1,254,674
Payments to Employees	(462,613,529)
Payments to Suppliers	(169,829,689)
Net Cash Provided by Operations	<u>(379,001,146)</u>

Cash Flows from Noncapital Financing Activities:

Operating Subsidies-General Fund Appropriations	670,451,989
Federal Grant Subsidies	69,902,427
Payments to Community Programs	(355,678,021)
Net Operating Transfers and Reversions	(995,180)
Restricted Donations	421,668
Other Nonoperating Expenditures	3,136,353
Transfers to Patient and Canteen Activities	-
Interest Income from Endowment Funds	135
Net Cash Flows from Noncapital Financing Activities	<u>387,239,371</u>

Cash Flows from Capital and Related Financing:

Revenue Bond Proceeds	12,014,391
Capital Outlay Expenditures	(14,923,426)
Net Cash Flows from Capital and Related Financing	<u>(2,909,035)</u>

Net Increase(Decrease) in Cash and Cash Equivalents	5,329,190
Balance at Beginning of Year	33,150,898
Balance at End of Year	<u>\$ 38,480,088</u>

**Reconciliation of Operating Loss to Net Cash
Used by Operations**

Operating Loss	\$ (393,191,089)
Adjustments to Reconcile Operating Loss to Net Cash Used by Operations:	
Depreciation Expense	13,869,229
Loss on Disposal of Property	5,067,317

Net Changes in Assets and Liabilities:

Accounts Receivable	5,555,555
Third Party Settlements Receivable	19,668,467
Inventories	90,622
Prepaid Assets	(1,960,305)
Accrued Payroll	(1,920,330)
Accounts Payable	(174,400)
Compensated Absences	(1,086,078)
Installment Purchase Obligations	(1,075,558)
Changes of Property, Plant and Equipment (Net of Accumulated Depreciation)	(23,844,576)
Net Cash Used by Operating Activities	<u>\$ (379,001,146)</u>

Notes to Financial Statements

NOTES TO FINANCIAL STATEMENTS

1. SUMMARY OF SIGNIFICANT ACCOUNTING POLICIES

A. Reporting Entity

The accompanying financial statements represent the activities of the Virginia Department of Behavioral Health and Developmental Services (DBHDS) for the fiscal year ended June 30, 2015. DBHDS is an agency of the Commonwealth of Virginia and is included in the basic financial statements of the Commonwealth. The financial statements presented include the fifteen state operated facilities and funding for forty community services boards. The state facilities included in this report are listed below as follows:

<u>Facility</u>	<u>Location</u>	<u>Facility</u>	<u>Location</u>
Central State Hospital	Petersburg	Northern VA Training Center	Fairfax
Eastern State Hospital	Williamsburg	Northern VA MH Institute	Falls Church
Southwestern VA MH Institute	Marion	Piedmont Geriatric Hospital	Burkeville
Western State Hospital	Staunton	Southwestern VA Training Center	Hillsville
Central VA Training Center	Lynchburg	Southern VA MH Institute	Danville
Commonwealth Center for Children and Adolescents	Staunton	Hiram Davis Medical Center	Petersburg
Southeastern VA Tng. Center	Chesapeake	VA Center for Behavioral Rehabilitation	Burkeville
Catawba Hospital	Catawba		

B. Basis of Accounting

DBHDS has adopted the economic resources measurement focus and full accrual basis of accounting in accordance with Generally Accepted Accounting Principles (GAAP) as prescribed by the Government Accounting Standards Board (GASB) for providers of healthcare services. Revenues are recorded when earned and expenses are recorded when incurred and measurable, regardless of when the related cash flows take place.

Pursuant to GASB Statement 20, Accounting and Financial Reporting for Proprietary funds and Other Governmental Entities That Use Proprietary Fund Accounting, DBHDS has elected not to apply Financial Accounting Standards Board (FASB) pronouncements issued after November 30, 1989.

The financial statements have been prepared in accordance with GASB Statement 34, Basic Financial Statements-and Management Discussion and Analysis-for State and Local Governments.

C. Use of Estimates

The preparation of financial statements in conformity with generally accepted accounting principles requires management to make estimates and assumptions that affect the reported amounts of assets and liabilities and disclosure of contingent assets and liabilities at the date of the financial statements and the reported amounts of revenues and expenses during the reporting period. Actual amounts could differ from those estimates.

D. Net Patient Service Revenue

Patient service revenue is recorded at scheduled rates when services are rendered. Allowances and provisions for uncollectible accounts and contractual adjustments are deducted to arrive at net patient service revenue, as are charges for charity services.

E. Indigent Care and Uncollectible Accounts

DBHDS accepts all patients regardless of their ability to pay. A patient is classified as indigent by reference to established Commonwealth policies. The criteria for identifying indigent patients are based on asset and income guidelines that are updated annually in accordance with the federal poverty income guidelines as provided by the Federal Office of Management and Budget. Net Patient Service Revenue includes the gross charges for indigent care less allowances for uncollectible amounts.

F. Settlements Due To/From Third-Party Programs and Contractual Adjustments

A significant portion of the Department's services are rendered to patients covered by Medicare, Medicaid, or Anthem. These third-party payers have entered into contractual arrangements with the Department for reimbursement of services provided to patients in specific certified components of the Department's individual facilities. Generally, the Department is reimbursed for patient services by these third-party payers at the lower of cost or charges or at prospectively determined rates in the case of certified components that provide inpatient services. Throughout the year, the third-party payers reimburse the Department at a prearranged tentative payment amount. In accordance with the third-party payer agreements, the difference between covered charges, whether based upon allowable costs of services or prospectively determined rates, and the Department's standard billing rates results in contractual adjustments. Contractual adjustments are recorded as deductions from patient service revenue in the period in which the related services are rendered. The annual settlements for reimbursement of patient services covered by third-party programs are determined through cost reports, which are subject to audit and retroactive adjustments by these third parties.

G. Investments

Investments are valued at cost or fair market value when received if donated.

H. Inventory

Inventory is generally valued at average cost. DBHDS inventory consists of the following: drugs, medical supplies, materials, food supplies, petroleum/fuel oil, housekeeping and laundry supplies, personal care items and clothing, and office supplies. Adjustments have been made in order to report inventory amounts in accordance with the consumption method.

I. Compensated Absences

Compensated absences reflected in the accompanying financial statements represent the amounts of vacation, sick and compensatory leave earned by employees of the Department, but not taken at June 30, 2015. The amount reflects all earned vacation, sick and compensatory leave payable under the Commonwealth of Virginia's leave policies.

2. CASH, CASH EQUIVALENTS, AND INVESTMENTS

All state funds of the Department are held by the Treasurer of Virginia who is responsible for the collection, disbursement, custody, and investment of the state funds, pursuant to Section 2.2-1800 (formerly 2.1-177), *et seq.*, *Code of Virginia* (1950).

The bank balance of cash held by the Treasurer is covered by federal depository insurance or collateralized in accordance with the Virginia Securities for Public Deposits Act. At June 30, 2015, the Department reported \$33,915,703 for Cash with the Treasurer of Virginia. The Department's investments with the Treasurer included investments in Local Government Investment Pool (LGIP), which was \$1,527,255 at June 30, 2015.

The Department maintains cash with the Treasurer in the state Treasurer's General Account. During the fiscal year 2015, the state Treasurer's General Account participated in securities lending transactions. The Treasurer used this cash to purchase investments that were loaned out under the securities lending program. The Treasurer receives both cash and non-cash collateral of securities lent. The securities on loan and related collateral are not reported by the Department in this financial statement.

The information on LGIP and the investments of the General Account securities lending program is available in the Commonwealth's Comprehensive Annual Financial Report.

At June 30, 2015, the Department had cash and investments held by banks and institutions which were not with the Treasurer of Virginia. The use of these funds is limited by other agreements.

The deposits held by the Department with banks and savings institutions are covered by federal depository insurance or collateralized in accordance with the Virginia Security for Public Deposits Act. At June 30, 2015, the Department's carrying amount of cash not with the Treasurer of Virginia was \$2,918,192 and the bank balance was \$2,869,174.

Cash equivalents represent short-term investments with original maturities of less than three months, whereas, investments represent securities with maturities in excess of three months and for which management intends to hold the securities to maturity.

The Department follows the General Account investment guidelines adopted by the Treasury Board of Virginia. Details of the investment policy of the State Treasurer are available in the Commonwealth's Comprehensive Annual Financial Report.

Custodial credit risk is the risk that, in the event of the failure of the counterparty, the Department may not be able to recover the value of its investment or collateral securities that are in possession of an outside party. As of June 30, 2015, the Department had no investments not with the Treasurer of Virginia that were exposed to custodial risk.

Interest rate risk is the risk that changes in interest rates of debt investments will adversely affect the fair value of an investment. The Department has elected the Segmented Time Distribution method of disclosure. As of June 30, 2015, the Department had no investment not with the Treasurer of Virginia with a maturity of greater than one year.

Credit risk is the risk that an issuer or other counterparty to an investment will not fulfill its obligations.

Concentration of credit risk is related to the risk of loss that may be attributed to the magnitude of the Department's investments in a single issuer. As of June 30, 2015, the Department had no more than five percent of the value of the fund invested in the securities of any single issuer.

At June 30, 2015, the Department had the following investments not with the Treasurer of Virginia:

<u>Investment</u>	<u>Fair Value</u>	<u>Rating Agency</u>	<u>Credit Rating</u>	<u>Investment Maturities Less Than 1 Year</u>
Nonnegotiable Certificates of Deposit	\$ 113,438	Standard & Poor's	AAA	\$ 113,438
U.S. Treasury and Agency Securities	5,500		N/A	5,500
Total	\$ 118,938			\$ 118,938

3. RECEIVABLES

At June 30, 2015, The Department's receivables consisted of Patient Accounts Receivables of \$35,598,627, net of allowance of doubtful accounts of \$25,486,314, and Cost Settlements Receivables of \$32,633,660.

4. PROPERTY, PLANT AND EQUIPMENT

Property, plant and equipment are stated at cost or estimated historical cost. The Department capitalizes expenditures for equipment if the equipment is separate, has a multi-year life and has a value or unit acquisition cost in excess of \$5,000 at the date of acquisition (for State Hospitals and Training Centers).

Depreciation on property, plant and equipment is computed over the estimated useful lives of the assets based upon the straight-line method of depreciation. The general range of estimated useful lives is fifteen to forty years for buildings and fixtures and three to fifteen years for equipment. A summary of changes in fixed assets is presented below:

	Balance at June 30, 2014	Additions	Deletions	Balance at June 30, 2015
Land	\$ 18,542,195	\$ 5,751,589	\$ 3,678,700	\$ 20,615,084
Infrastructure	13,778,723	7,496,791	1,045,352	20,230,162
Equipment	52,263,943	1,637,819	5,595,326	48,306,436
Buildings	388,229,618	126,745,385	4,028,048	510,946,955
Construction in Progress	167,765,638	19,967,606	137,754,614	49,978,630
Accumulated Depreciation	(237,321,191)	(13,869,229)	(9,280,109)	(241,910,311)
Total	\$ 403,258,926	\$ 147,729,961	\$ 142,821,931	\$ 408,166,956

5. RETAINAGE PAYABLE

At June 30, 2015, \$637,639 was held by DBHDS as retainage on various contracts for work that had been performed. The retainage will be remitted to the various contractors upon satisfactory completion of the various contracts.

6. OPERATING LEASES

The Department is also committed under various operating leases for equipment. In general, these leases are short term in nature. As of June 30, 2015, the Department has the following total future minimum rental payments for operating leases. The Department had no capital leases outstanding as of June 30, 2015.

Fiscal Year	Operating Lease
2016	\$ 353,124
2017	196,471
2018	81,283
2019	495
Total Minimum Lease Payments	631,373
Less: Executor Costs	(117,325)
Net Minimum Lease Payments	\$ 514,048

7. CONTINGENCIES

Medicare cost reports submitted to the Medicare program together with the related statistics that support cost allocations to the program for the fiscal year ended June 30, 2015 have not been reviewed by the fiscal intermediary. Acceptance and review of these cost reports could result in adjustments to settlements and a liability of the Department to the Medicare program. The effects of these reviews cannot be determined at this time. Medicaid cost reports submitted for final settlement for the fiscal year ended June 30, 2015 have not been reviewed by the intermediary. Acceptance and review of these cost reports could result in adjustments to the settlements and a liability of the Department to the Medicaid program. It is the Department's opinion that adjustments, if any, resulting from this review will not be material.

The Department is involved in several lawsuits arising in the ordinary course of operations. It is the Department's opinion that any losses incurred as a result of known claims existing as of June 30, 2015 will not be material.

8. APPROPRIATIONS FROM THE COMMONWEALTH

The Appropriations Act specifies that unexpended appropriations from the General Fund of the Commonwealth shall revert, except as specifically provided by the General Assembly, at the end of a biennium. For years ending at the middle of the biennium, unexpended appropriations that have not been approved for reappropriation in the next year by the Governor become part of the General Fund of the Commonwealth and are, therefore, no longer available to the Department's facilities or Central Office for expenditure.

The original appropriation from the General Fund of the Commonwealth for fiscal year 2015 has been adjusted as follows:

FY 2015, Original Appropriation, as of July 1, 2014	\$ 649,628,099
DOJ Carryforward	10,484,000
FY 2015 Central Appropriation Distributions	14,130,443
Medicaid Match Transfer	(3,000,000)
Other Transfer	516,581
Transfer to DARS for OBRA	(611,521)
Transfer to VDH for Part C	(695,613)
Final (Adjusted) Appropriation, June 30, 2015	670,451,989

9. NET PATIENT SERVICE REVENUE (FEES)

The Department's mental health and intellectual disabilities facilities provide a significant amount of services, which are deemed charitable and are subsidized by state General Fund appropriations. Of the total charges of \$570,735,765 for fiscal year 2015, \$318,653,523 was deemed to be charitable services. Charitable write-offs occurs when no third party resources are available and investigation of client resources indicate the client is unable to pay full rate charges or reduced charges determined in accordance with a sliding fee scale. This amount has been deducted from gross patient service revenue. The following chart presents the detail calculations of net patient service revenue (Fees) for FY 2015 and FY 2014, respectively. It is useful to note that the majority of DBHDS revenue consists of Medicaid reimbursements.

Description	FY 2015	FY 2014
Gross Patient/Resident Charges	\$ 570,735,765	\$ 603,610,938
Less: Charity Allowance	(318,653,523)	(341,335,907)
Plus: Third Party Cost Settlements	32,633,660	32,599,318
Receivable		
Plus: Contractual Adjustments	(57,752,526)	8,322,259
Net Patient Service Revenue	\$ 226,963,376	\$ 303,196,608

10. RISK MANAGEMENT AND SELF-INSURANCE

DBHDS is a participant in the Commonwealth of Virginia's self-insurance program administered by the Department of Treasury, Division of Risk Management (DRM) and the Department of Human Resource Management (DHRM). The two types of plans offered include a health care plan for state employees administered by DHRM and a Risk Management Plan and Workers Compensation Plan offered by DRM and DHRM, respectively. Risk management insurance includes property, boiler and machinery, crime, employee dishonesty bond, general (tort) liability, professional liability, and automobile liability. These self-insurance plans are accounted for by the Commonwealth of Virginia in an Internal Service Fund. Detailed information relating to these plans is available at the statewide level only in the Commonwealth's Comprehensive Annual Financial Report for FY 2015.

In the opinion of management, such coverage is adequate to provide for the ultimate liability, if any, which might result from the settlement of claims currently asserted against DBHDS, as well as the potential liability for incidents of which DBHDS has knowledge, but for which claims have not yet been asserted against DBHDS. Accordingly, no provision is included in the financial statements for such potential liabilities. Sufficient information has not been developed by DBHDS to provide a reasonable basis for estimation of the potential liability for incurred incidents, which have not been reported to DBHDS; however, in the opinion of management, any potential liability for unreported incidents is not expected to have a material effect on the financial position of DBHDS.

DBHDS is self-insured for the first \$100,000 of each risk management loss, subject to any limitations indicated in the Code of Virginia. The Commonwealth of Virginia has not had any insurance settlements exceed the coverage during the past three years.

11. RETIREMENT PLAN

Employees of DBHDS are employees of the Commonwealth. Substantially all full-time classified salaried employees participate in a defined benefit pension plan administered by the Virginia Retirement System (VRS). Information relating to this plan is available at the statewide level only in the Commonwealth of Virginia's Comprehensive Annual Financial Report. The Commonwealth, not DBHDS, has overall responsibility for contributions to this plan. Total pension costs under the plan were

\$34,642,928 for the year ended June 30, 2015.

12. POST-EMPLOYMENT BENEFITS OTHER THAN PENSION BENEFITS

The Commonwealth participates in the VRS-administered statewide group life insurance program that provides post-employment life insurance benefits to eligible retired and terminated employees. The Commonwealth also provides healthcare credits against the monthly health insurance premiums of its retirees who have at least 15 years of state service and participate in the state health plan. Information related to these plans is available at the statewide level in the Commonwealth's Comprehensive Annual Financial Report.

13. DEFERRED COMPENSATION PLANS

DBHDS through the Commonwealth offers its employees a deferred compensation plan created in accordance with Internal Revenue Code Section 457. The Virginia Retirement System (VRS) administers the deferred compensation plan, pursuant to the Government Employees Deferred Compensation Plan Act, Section 51.1, Chapter 6 et seq. of the *Code of Virginia*. The VRS contracts with private corporations or institutions subject to the standards set forth in the *Code* to provide investment products as well as any other goods and services related to the administration of the deferred compensation plan. The Commonwealth's Department of Accounts is responsible for the accounting, reconciliation, and record keeping associated with State employees' enrollment, payment to the plan through payroll deductions, and timely transfer of withheld funds to the trustee designated by the VRS for investment. The plan provides a number of investment options and is designed so that each participant retains investment control of his/her individual account. The plan, available to all State employees, permits them to defer a portion of their salary until future years. The deferred compensation is held in trust for the exclusive benefit of plan participants and their beneficiaries and is not available to employees until termination, retirement, death, or unforeseeable emergency. Since the VRS has no fiduciary relationship with plan participants, plan assets are not included in the financial statements.

14. ENDOWMENTS

Donor restricted endowments reside within DBHDS facilities. At June 30, 2015, the net appreciation available for expenditure was \$138,198 which was restricted. The *Code of Virginia* authorizes acceptance of donations. Facility management and the donor agreements determine whether net appreciation can be spent and the accepted spending rate. These policies may vary with each institution.

15. PRIVATE-PUBLIC EDUCATIONAL FACILITIES AND INFRASTRUCTURE (PPEA)

PPEA resulted from legislation that permitted an alternative tool that allows public entities to more efficiently develop infrastructure and achieve better value for the taxpayer. The PPEA provides for solicited and unsolicited proposals to develop or operate a qualifying project. Using the PPEA process, DBHDS entered into comprehensive agreements with Gilbane Development Companies on December 20, 2005 for the building of an initial 100 bed facility (phase one) to treat sexually violent predators and to replace the geriatric wing of Eastern State Hospital with a new 150 bed geriatric facility (phase one). These facilities are known as Virginia Center for Behavioral Rehabilitation (VCBR) and Hancock Geriatric Treatment Center (HGTC), respectively. VCBR, phase one, was completed in February 2008. HGTC, phase one, was completed in April 2008. Phase two of VCBR included an additional 200 beds and was completed in August 2008. Phase two of HGTC included an additional 150 beds and was completed in July 2010. The Department is open to continuing the use of PPEA process in the future.

16. INSTALLMENT PURCHASE OBLIGATIONS

The Department has entered into agreements to fund energy savings projects at various facilities. Installment purchase obligations are established for the project costs. Proceeds from these loans are held in escrow and are released to contractors as construction is completed. The Department has annual debt

service payments on these loans and funding is obtained from energy savings realized as a result of the projects.

As of June 30, 2015, the Department had installment purchase obligations outstanding in the amount of \$9,483,958 related to Energy Leasing Program and \$5,741,991 related to Master Equipment Leasing Program for food service delivery improvement at the facilities. No cash was held by the trustee.

17. EXPENSE PROGRAM DESCRIPTIONS

The Department reports expenses under various state programs. These programs are briefly described below.

Code	Title	Use
197	Instruction	Efforts to provide academic elementary and secondary education. This includes basic skills and knowledge instruction as well as occupational-vocational instruction.
357	Secure Confinement	Efforts to hold patients in secure confinement until such time as they can be returned to the community. These include the forensic unit at Central State Hospital and the Virginia Center for Behavioral Rehabilitation.
421	Pharmacy	Efforts to provide pharmacy services in the community and through state-operated facilities.
430	State Health Services	Efforts to provide direct health care services to individuals and families through state-operated facilities.
445	Financial Assistance for Health Services	Efforts to provide financial aid to localities for the provision of local health services. This includes CSB funding for mental health, intellectual disabilities, substance abuse, and administrative services.
498	Admin & Support	Efforts to provide overall administrative and logistical support services. This includes general management, computer services, food services, housekeeping, laundry, physical and power plant, and training.
561	Regulation of Public Facilities	Efforts to inspect, certify, and regulate public facilities and services, both publicly and privately operated.

**Virginia Department of Behavioral Health
and Developmental Services
Schedule of Expenditures of Federal Awards
For Fiscal Year Ended June 30, 2015**

FEDERAL AGENCY GRANTOR	CFDA NUMBER	FEDERAL PROGRAM NAME	FEDERAL EXPENDITURES
U.S. Department of Education	84.181	Special Education-Grants for Infants and Families	\$ 11,036,993
U.S. Department of Health and Human Services	93.074	Hospital Preparedness Program (HPP) and Public Health	15,373
U.S. Department of Health and Human Services	93.150	Projects for Assistance in Transition from Homelessness	1,420,754
U.S. Department of Health and Human Services	93.243	Substance Abuse and Mental Health Services_Projects of	4,915,439
U.S. Department of Health and Human Services	93.566	Refugee and Entrant Assistance_State Administered	24,795
U.S. Department of Health and Human Services	93.576	Refugee and Entrant Assistance_Discretionary Grants	131,148
U.S. Department of Health and Human Services	93.778	Medical Assistance Program	4,890,844
U.S. Department of Health and Human Services	93.791	Money Follows the Person Rebalancing Demonstration	127,199
U.S. Department of Health and Human Services	93.958	Block Grants for Community Mental Health Services	11,190,188
U.S. Department of Health and Human Services	93.959	Block Grants for Prevention and Treatment of Substance Abuse	41,339,054
U.S. Department of Agriculture	10.569	Emergency Food Assistance Program (Food Commodities)	23,112
U.S. Department of Agriculture	10.553	School Breakfast Program	18,721
U.S. Department of Agriculture	10.555	National School Lunch Program	44,698
U.S. Department of Education	84.027	Special Education_Grants to States	19,646
Total			\$ 75,197,964

Chronological History

CHRONOLOGICAL HISTORY OF THE VIRGINIA DEPARTMENT OF BEHAVIORAL HEALTH AND DEVELOPMENTAL SERVICES

- 1773* Public Hospital for Persons of Insane and Disordered Minds (currently known as Eastern State Hospital) is established in Williamsburg. This facility is the first in the new world designed exclusively for treatment of people with mental disabilities.
- 1825* Western State Hospital is established in Staunton.
- 1841* Public Hospital for Persons of Insane and Disordered Minds changes its name to Eastern Lunatic Asylum.
- 1869* Central State Hospital is established in Howards Grove.
- 1885* Central State Hospital is moved to Petersburg.
- 1886* Southwestern State Hospital (currently known as Southwestern Virginia Mental Health Institute) is established in Marion.
- 1894* Eastern Lunatic Asylum changes its name to Eastern State Hospital.
- 1909* Catawba Hospital is established near Salem.
- 1910* The Virginia State Colony for the Epileptic and Feebleminded (currently known as Central Virginia Training Center) is established in Lynchburg to serve people with intellectual disabilities.
- 1911* Individual boards are created to govern each state hospital and the state colony in Lynchburg.
- 1918* Piedmont Hospital (currently Piedmont Geriatric Hospital) is established near Burkeville.
- 1929* DeJarnette Center is established in Staunton.
- 1936* The first state hospital board (currently known as the State Behavioral Health and Developmental Services Board) is established.
- 1939* Petersburg Colony (currently known as Southside Virginia Training Center) is established to serve people with Intellectual disabilities.
- 1940* The Virginia State Colony for the Epileptic and Feebleminded changes its name to the Lynchburg State Colony.
- 1942* The Department of Mental Hygiene and Hospitals is established in Richmond (currently known as the Department of Behavioral Health and Developmental Services). Hugh C. Henry, MD is appointed the first Commissioner. Daily average patient census is 14,189.
- 1946* Joseph E. Barrett, MD is appointed second Commissioner. Daily average patient census is 13,656.
- 1954* The Lynchburg State Colony changes its name to the Lynchburg Training School and Hospital.
- 1957* Hiram W. Davis, MD is appointed as third Commissioner. Daily average patient census is 13,706.
- 1968* The General Assembly passes legislation (Chapter 10 of Title 37.1) allowing the establishment of community services boards. Northern Virginia Mental Health Institute is established in Falls Church.
- 1969* William Allerton, MD is appointed as fourth Commissioner. Daily average patient census is 14,501.
- 1971* The name of the Petersburg Colony is changed to the Petersburg Training School and Hospital.

- 1973 Northern Virginia Training Center and Southwestern Virginia Training Center are established in Fairfax and Hillsville, respectively. The Department of Mental Hygiene and Hospitals changes its name to the Department of Mental Health and Mental Retardation.
- 1974 The name of the Petersburg Training School and Hospital is changed to Southside Virginia Training Center.
- 1975 Southeastern Virginia Training Center is established in Chesapeake.
- 1976 By act of the General Assembly, the Division of Drug Abuse Control is merged with the Bureau of Drug Rehabilitation in the Department of Mental Health and Mental Retardation to form the Division of Substance Abuse. Leo Kirven, MD is appointed as fifth Commissioner. Daily average patient census is 10,227.
- 1977 Southern Virginia Mental Health Institute is established in Danville.
- 1979 Hiram Davis Medical Center is established in Petersburg.
- 1980 The General Assembly amends Chapter 10 to require all cities and counties to join or establish a community services board by July 1, 1983.
- 1981 Joseph Bevilacqua, Ph.D. is appointed as sixth Commissioner. Daily average patient census is 8,024.
- 1983 Statewide coverage of community services boards is achieved.
- 1985 The Lynchburg Training School and Hospital changes its name to Central Virginia Training Center.
- 1986 Howard M. Cullum is appointed as seventh Commissioner. Daily average patient census is 6,154.
- 1987 The Department of Mental Health and Mental Retardation becomes the Department of Mental Health, Mental Retardation and Substance Abuse Services.
- 1988 The General Assembly enacts a \$68 million community services initiative, the single largest infusion of state funding for community services. The Southside MHMR Support Unit is merged with Southside Virginia Training Center.
- 1990 King E. Davis, Ph.D. is appointed as eighth Commissioner. The geriatric unit at Western State Hospital and the adolescent unit at Eastern State Hospital are closed and patients transferred. Daily average patient census is 5,714.
- 1991 The Department implements Medicaid State Plan Option and intellectual disabilities waiver with community services boards. The Virginia Treatment Center for Children is transferred to the Medical College of Virginia to more adequately serve the hospital's research needs.
- 1994 Timothy A. Kelly, Ph.D. is appointed as ninth Commissioner. Daily average patient census is 4,924.
- 1997 Richard E. Kellogg is appointed acting Commissioner. Daily average patient census is 4,176.
- 1998 Richard E. Kellogg is appointed as tenth Commissioner. The Hall-Gartlan Commission completes its work and makes significant recommendations for change in the system of publicly funded mental health, intellectual disabilities, and substance abuse services. This leads to a major rewrite of

portions of the Code of Virginia dealing with community mental health, intellectual disabilities, and substance abuse services. Daily average patient census is 4,048.

- 1999* Admissions to state hospitals continue to decline as medications used in community settings become more effective. Total admissions to state hospitals declined by 1,193 or 19% to 6,316. Daily average patient census is 3,799.
- 2000* Admissions to state hospitals continue to decline. Total admissions to state hospitals declined by 1,146 or 18.1% to 5,170. The daily average patient census is 3,505.
- 2001* Admissions to state hospitals increased moderately. Total admissions to state hospitals increased by 154 or 3% to 5,324. The daily average patient census is 3,191. DeJarnette Center changes its name to Commonwealth Center for Children and Adolescents.
- 2002* James S. Reinhard, MD is appointed as eleventh Commissioner. Total admissions to state hospitals increased by 734 or 13% to 6,058. The daily average patient census is 3,342. Due to severe state budget and economic conditions, the Department is required to reduce expenses by \$33.4 million in fiscal year 2003 and \$37.3 million in fiscal year 2004. These reductions apply to the Department's facilities, Central Office, and Community Program (CSB) funding.
- 2003* The patient/resident average census continued to decline. Average census was 3,263. Due to recessionary times experienced by the Commonwealth as well as the nation, the Department was forced to reduce its workforce. Total full time staff employed by the Department at June 30 was 8,967, down from 9,090 the previous year. State funding to community programs was reduced by 10%. The Department, in partnership with community services boards and state hospitals, began a series of regional reinvestment projects. These projects involve the reallocation of current state hospital resources to community programs. Legislation creating the Virginia Center for Behavioral Rehabilitation (VCBR) is enacted and Dinwiddie County is selected as the initial site. VCBR is established to treat sexually violent predators.
- 2004* The patient/resident average census continued to decline and amounted to 3,157 at the close of the year. Regional reinvestment projects, initially started in fiscal year 2003, continued as the Department moved forward in making efforts to maximize resources in community settings. Although not officially transitioned until early fiscal year 2005, fourteen information technology services staff are transferred from the Department to the newly formed Virginia Information Technology Agency (VITA).
- 2005* Patient/resident census declined to 3,069. The Department submitted its 2006-2008 biennium budget in the summer and fall of 2005. Governor Warner included \$170 million in new spending attributable to community-based services and \$290 million in capital money to replace Eastern State Hospital, Western State Hospital, Central Virginia Training Center and Southeastern Virginia Training Center. The Department employed 8,770 full-time employees including 4,520 at its mental health facilities, 3,996 at its training centers for the intellectually disabled and 254 in its Central Office.
- 2006* Patient/resident census continued to decline. The average census was 3,033. New funding initiatives in the community along with the replacement of four facilities (Eastern State, Western State, Southeastern Virginia Training Center and Central Virginia Training Center) were approved by the General Assembly. The new initiatives become effective during the 2006-2008 biennium.
- 2007* Patient/resident census continued to decline. The average census was 2,995. Increased funding to the community took place as a result of system transformation efforts related to the development of the 2006-2008 biennium budgets. Regional partnerships were developed to enhance service provision in the community.

On April 16, 2007, 27 students and 5 faculty members were massacred at Virginia Tech. The gunman, a Virginia Tech student, then took his own life leaving the toll of the tragedy at 33 lost lives. In reaction to this incident, Governor Kaine appointed a commission to study the issue and to make recommendations for improvements to the mental health system in Virginia. The recommendations put forth by the commission along with vigorous proposed legislation by the Virginia General Assembly set the stage for changes in Virginia's mental health system.

- 2008** Patient/resident census continued to decline. The average census was 2,917. The Commonwealth as well as the Nation began experiencing the effects of a serious economic downturn. Various budget reduction plans and expenditure reductions were enacted during the last six months of the fiscal year. As DBHDS moved into the 2008 legislative session, Southeastern Virginia Training Center and Commonwealth Center for Children and Adolescents were proposed to be closed effective June 30, 2008. These facilities remained open but the General Assembly directed the construction of a 75 bed SEVTC and a number of group homes in the community.
- 2009** On July 1, 2009, the Department officially changed its name from the Virginia Department of Mental Health, Mental Retardation, and Substance Abuse Services to the Virginia Department of Behavioral Health and Developmental Services.

During the fiscal year the Department continued to reduce its budget for operation. On September 8, 2009, Governor Kaine announced further reductions to DBHDS operations. Cumulative budget reductions implemented in FY 2008, 2009 and carried forward to 2010 were as follows:

Mental Health Facilities	\$29,958,504
Intellectual Disabilities Facilities	\$9,264,086
Central Office	\$10,599,108
VCBR	\$465,987
Community Services Boards	\$34,103,179
Total Reductions	\$84,390,864

It should be noted that the above total does not include a \$15,067,179 cash transfer from our training centers in order to address the current budget shortfall. Budget reductions ranged from 3% at VCBR to 31% at Central Office. Inpatient census continued to decline and stood at 2,857 at June 30, 2009.

- 2010** James Stewart III was named the 12th Commissioner of DBHDS. DBHDS implemented major budget reductions during the 2010 fiscal year. The focus of the department continued to be the development of a strong community infrastructure. Inpatient census continued to decline and stood at 2,773 at June 30, 2010.
- 2011** The focus of the Department continued to be in the direction of the development of a strong community infrastructure. Funding was restored or increased for behavioral health programs (\$3.9 million) and for intellectual disability programs (\$42.7 million including the establishment of a \$30 million trust fund). Inpatient census continued to decline and stood at 2,724.
- 2012** Department of Justice settlement signed by Federal Circuit Court Judge. The agreement calls for significant downsizing of DBHDS training centers for the intellectually disabled.
- 2013** Continued downsizing of training centers and continued building community infra-structures. Execution of the Department of Justice settlement continued.

In November 2013, the son of Virginia Senator Creigh Deeds physically attacked Senator Deeds and then committed suicide. This event created the establishment of a Mental Health Task Force to

examine changes in laws governing emergency custody orders and temporary detention orders in Virginia.

Construction of a new Western State Hospital was completed.

- 2014* Debra Ferguson became the 13th Commissioner of the Department of Behavioral Health and Developmental Services (DBHDS). Average daily inpatient /resident census was 2,269. Southside Virginia Training Center was closed after 75 years of service to intellectually disabled Virginians.
- 2015* Debra Ferguson resigned as Commissioner. Jack Barber, MD, was appointed Interim Commissioner. Efforts involving the restructuring of the behavioral health developmental disabilities system continued.

ACKNOWLEDGEMENTS

This annual report was prepared under the direction of Don Darr, Assistant Commissioner, Finance and Administration and Kenneth M. Gunn, Jr., CPA, CGFM, Director, Office of Budget Operations and Financial Reporting. Annual financial statement preparation is very much a team effort and could not have been possible without the diligent efforts of facility financial management staff and those offices in the Division of Finance and Administration at the Central Office.

The team involved in preparing this report includes Wilma P. Finney, MBA, (Budget and Financial Reporting Manager), Karen Ivey (Financial Reporting and Compliance Manager), Jimmy Hodges, (Retired Budget Manager), Wai C. Levy, CPA, MBA (Lead Financial Reporting and Facility Budget Manager), all within the Office of Budget Operations and Financial Reporting; Randy Sherrod, CPA (Internal Audit Director - Office of Internal Audit) was also involved in the production of this report.

The Auditor of Public Accounts (APA) has audited previous years' operations of the Department and those audits have been favorable. The Department has been committed to cooperating, within its resources, to comply with and implement all APA recommendations. Copies of prior years' audit reports are obtainable by writing or contacting the APA. The address is:

Auditor of Public Accounts
P.O. Box 1295
Richmond, VA 23219
Telephone: (804) 225-3350