

Mental Health Commitment in Virginia

Commission on Mental Health Law
Reform

October 12, 2006

Raymond R. Ratke
Chief Deputy Commissioner
DMHMRSAS

Issues

- Certain data is available from DMHMRSAS, DMAS, and the Supreme Court.
- Data systems are disconnected and don't provide consumer specific information.
- Data does not reflect appropriateness of commitment/TDO, quality of treatment provided, utilization management, or the cost of an episode of care.
- Data from all sources is incomplete.

Data – DMHMRSAS

- Number of admissions to state facilities
- Average Daily Census
- Patient mix based on legal codes
- Length of stay
- Number of State Hospital Beds available
- Utilization of local private inpatient beds

Admissions and Census

Admissions to state psychiatric facilities

FY 1986

8829

FY 1996

7468

FY 2006

5333

Average Daily Census

FY 1986

3260

FY 1996

2222

FY 2006

1490

Admissions by legal status

	FY1987	FY 1996	FY 2006
Voluntary	1983 (19%)	1797 (19%)	839 (11%)
Temporary Civil Detention	2179 (20%)	1240 (13%)	1906 (25%)
Involuntary Civil Commitment	5988 (56%)	4529 (49%)	3348 (44%)
Forensic	496 (5%)	1698 (18%)	1499 (20%)
Total:	10646	9264	7592

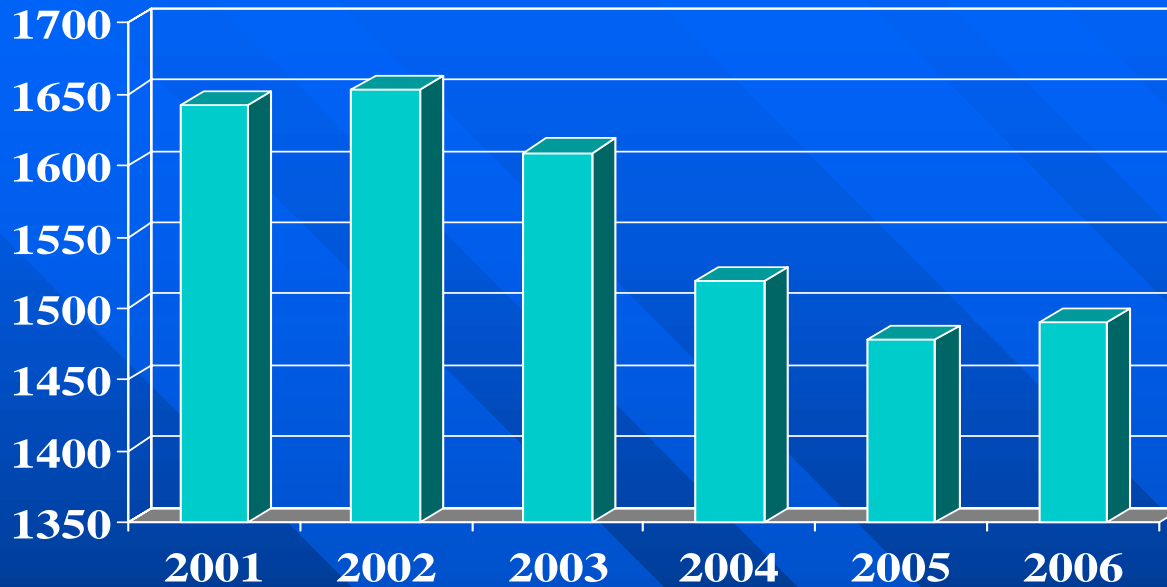
Length of stay of patients in residence

	1986	1996	2006
0 – 90 days	947 (30%)	654 (29%)	516 (33%)
91-365 days	618 (19%)	441(20%)	376 (24%)
366 days +	1608 (51%)	1161 (51%)	659 (42%)
Total on books	3173	2256	1551

Length of stay of discharged patients

	FY 1986	FY 1996	FY 2006
0 – 90 days	6707 (81%)	6244 (86%)	4293 (84%)
91 – 365 days	1177 (14%)	707 (10%)	641 (13%)
>365 days	439 (5%)	295 (4%)	190 (3%)

Average Daily Census – 2001 -2006



State Hospital Beds

2001 – 1642

2003 - 1609

2005 - 1478

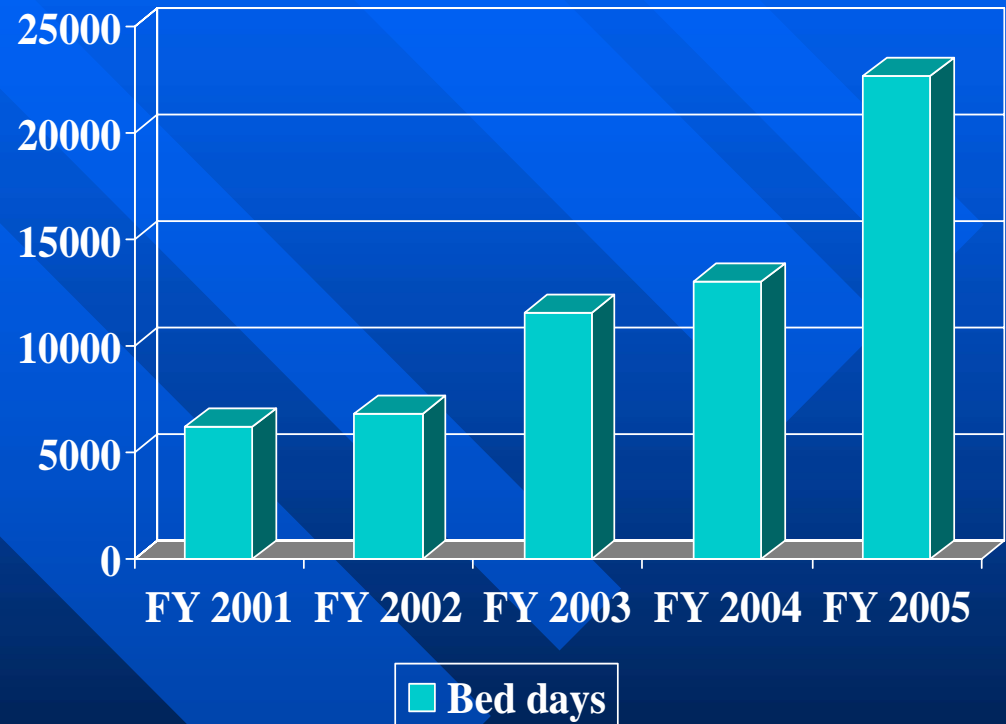
2002 – 1653

2004 - 1519

2006 - 1490

Local CSB Inpatient Purchase of Services

- FY 2001 – 6191
- FY 2002 – 6779
- FY 2003 – 11,585
- FY 2004 – 13,052
- FY 2005 – 22,651



Current Inpatient Beds Available

- State Psychiatric Beds – 1693 (operational capacity)
- Local Inpatient Hospital Beds
- Crisis Stabilization Beds – approx. 73 additional beds for FY 2006, more in 2007

Individuals served in the public mental health system – FY 2005

- Community Mental Health Services – 105,685
- State Psychiatric Facilities – 5714

Supreme Court Commitment Data FY 2005

- General District Mental Commitment Hearings - 28,189
- J&DR Mental Commitment Hearings - 1328

SCV Involuntary Mental Commitment Statistics – FY 2005

- Total Payments Commitment Hearings – 53,730 or 86% of total activity
- Total Payments Recommitment Hearings – 4090 or 7% of total activity
- Total Payments Consent for Medical Treatment – 4092 or 7% of total activity
- These numbers represent total numbers of payments made to service providers, not numbers of judicial proceedings.

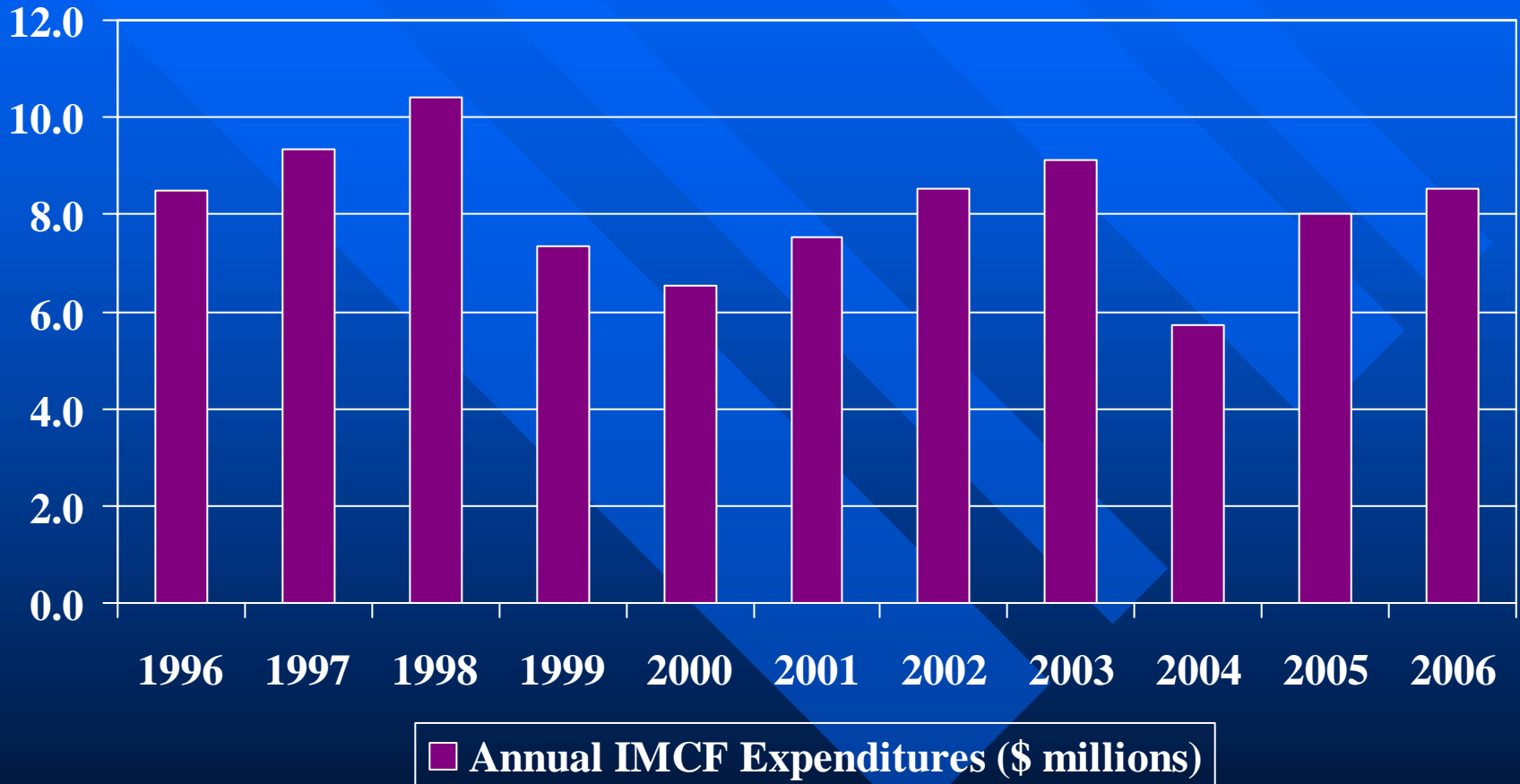
Involuntary Mental Commitment Fund SCV Expenditures

- FY 2005, the total expenditures related to involuntary mental commitment was \$4,816,091, a 3.3% increase from FY 2004

DMAS TDO Claims and Payments FY 2001-06



DMAS Hospital Payments from IMCF (FY 1996-2006)



DOES NOT INCLUDE PHYSICIAN
PAYMENTS

69.7 FY 2006 DMAS TDO

Demographics

(n = 8,458)

- Age
 - 5.3% age 18 or less
 - 91.5% age 19-64
- Gender
 - 55.9% Male
 - 44% Female
- Race
 - % White
 - 25.5% African-American
 - 4.8% Other